

pellon[®]

*The Magic
in the Middle*

Artist Trading Card Skill Level: Beginner

Designed by
Nancy Wygle
Made by
Nancy Wygle



Artist Trading Cards (ATCs) are miniature works of art that are small enough to fit inside standard card-collector pockets, sleeves or sheets. Cards are produced in various media, including dry media (pencils, pens, markers, etc.), wet media (watercolor, acrylic paints, etc.), paper media (in the form of collage, papercuts, found objects, etc.) or even metals or cloth.

Materials Needed

Pellon [®] 950F Shir-Tailor [®]	3 1/2" x 7"
Pellon [®] Legacy [™] Natural Cotton Batting	3 1/2" x 7"
Pellon [®] 807 Wonder-Web [®]	3 1/2" X 2 1/2"
Versafine Onyx Black stamp Ink	
Stamp of your choice	
Adirondack Color Wash	
Card Stock	

Tools Needed

Cutting Ruler
Rotary Cutter and Mat
Iron

Graphic Artist Alexandra Henry

Instructions

Cut one 3 1/2" x 7" strip of batting.



Spray dye on batting.



Heat set.



Rinse dye batting in water to remove excess dye.




Dry batting with iron. Put paper towel or piece of fabric on top of batting.




Iron on the interfacing on the back of the batting.




Cut one 2 1/2" x 3 1/2" piece of dyed batting.




Ink the stamp.



Stamp on the front of the batting.



Cut card stock 2 1/2" x 3 1/2".



Place the Wonder-Web® between the back of the batting and the card stock. Cover with a scrap of muslin to protect iron. Fuse layers together.



Add your informaton on the back of the card.

